




# VISTA GOLD

Positioning **MT TODD** as a  
**LEADING DEVELOPMENT OPPORTUNITY**

**DEMONSTRATED FEASIBILITY**

**TIER 1 JURISDICTION SHOVEL-READY**



## BUILDING VALUE ON THE STRENGTHS OF MT TODD

### LOWER CAPEX, MID-SCALE FEASIBILITY STUDY<sup>1</sup> TARGETING

Throughput of 4 - 6 mtpa      Production of 150 - 200 koz Au per year  
Capex of less than \$400 million      Reserve grade ~ 1 g Au/t

### STRATEGY

Advancing Mt Todd with discipline to deliver a more fully valued project

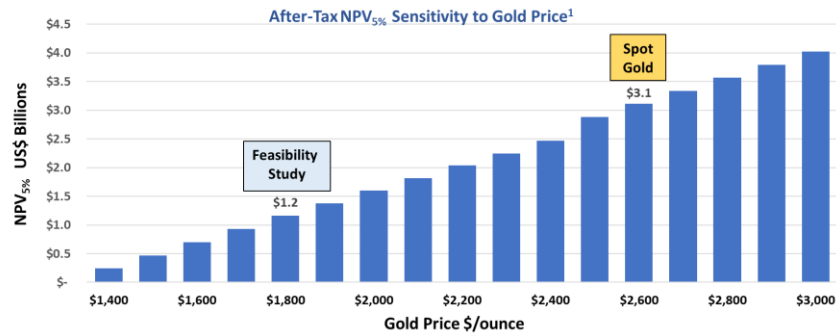
### PERMITTED AND SHOVEL-READY

Attractive opportunity in the current environment of a strong gold market, diminishing major discoveries, and depleting gold reserves

<sup>1</sup> Feasibility Study expected to commence Q4 2024.

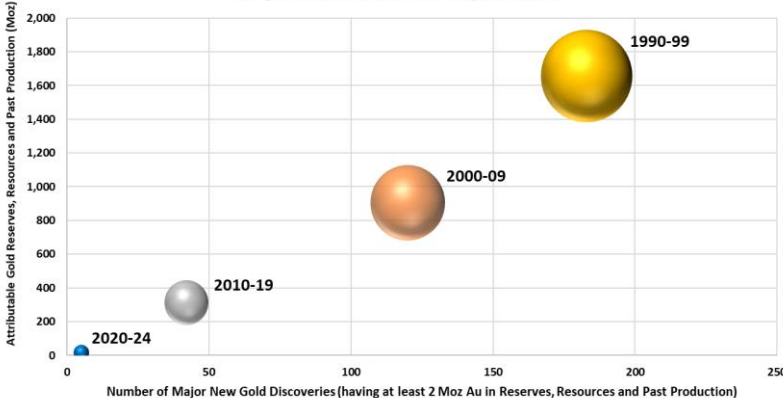
## STRONG AND RISING GOLD PRICE

- ◆ Mt Todd demonstrates **robust project economics**
- ◆ **Continued strength expected** in the gold price
- ◆ For every US\$100 increase in the gold price, project **NPV<sub>5%</sub> increases by approximately US\$220 million**



<sup>1</sup> 2024 Updated Feasibility Study

S&P Global Market Intelligence  
Major Gold Discoveries by Decade

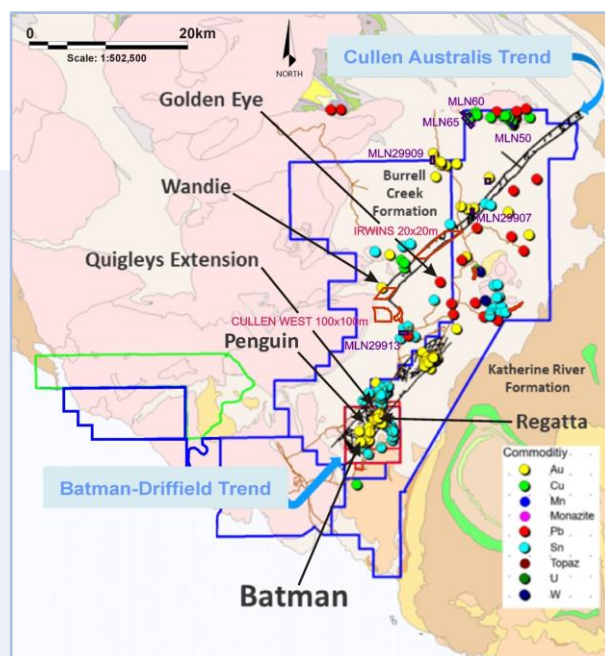


## DECREASING MAJOR GOLD DISCOVERIES

- Shovel-ready projects like Mt Todd are positioned as valuable assets
- Scarcity of new discoveries will drive focus on optimizing existing operations and acquiring advanced stage projects
- M&A activity expected to increase as producers seek to acquire shovel-ready projects to replenish reserves and maintain production profiles
- More M&A activity is expected to drive improved valuations

## District-Scale EXPLORATION POTENTIAL

- ◆ **1,581 km<sup>2</sup> contiguous exploration licenses**
  - Largely unexplored
  - Host to known occurrences of precious and base metals
  - Highly prospective for new discoveries
- ◆ **Prior drilling within boundaries of mining licenses**
  - Identified promising targets
  - Potential to add 1.8 - 3.5 million gold ounces to resource base



## Mt Todd Large Scale Demonstrated Feasibility<sup>1</sup>

**7.8 Moz**  
M&I Resources

**1.6 Moz**  
Inferred Resources

**7.0 Moz**  
Reserve

**16 Years**  
LOM

**479koz Au<sup>2,3</sup>**  
Avg. Annual Production

**92.2%<sup>2,3</sup>**  
Avg. Au Recovery

**\$961/oz<sup>2,3</sup>**  
Avg. ASIC



### CAPITAL STRUCTURE WITH NO DEBT

Symbol (NYSE American & TSX)	VGZ
Share Price (November 1, 2024)	US\$0.65
Shares Outstanding <sup>4</sup>	122.8M
Market Capitalization	US\$79.8M
Cash <sup>5</sup>	US\$19.0M
Debt	Nil

### INSITUTIONAL HOLDERS & INSIDERS

Sun Valley Gold Fund	16.2%
Kopernik Global Investors	3.2%
Lowes Corp.	2.8%
Vista Board & Management <sup>6</sup>	2.6%
Cetera Investment Advisor	1.6%
Redmond Asset Management	0.8%

1 2024 Updated Feasibility Study.

2 Average years 1-7: gold recovery 92.2%; AISC \$961/oz; annual production 479k oz.

3 Average LOM: gold recovery 91.6%; AISC \$1,034/oz; and annual production 395k oz.

4 Outstanding shares as of September 30, 2024. Fully diluted 127.3 million.

5 As of September 30, 2024.

6 Excludes shares that may be received in relation to RSUs, stock options, and DSUs.

### INVESTOR INQUIRIES

**Pamela A. Solly**  
Vice President, Investor Relations

(720) 877-0132

psolly@vistagold.com [www.vistagold.com](http://www.vistagold.com)

### CAUTIONARY STATEMENT

Vista's corporate presentation and fact sheet contain forward-looking statements within the meaning of the U.S. Securities Act of 1933, as amended, and U.S. Securities Exchange Act of 1934, as amended, and forward-looking information within the meaning of Canadian securities laws. All statements, other than statements of historical facts, are forward looking statements. Please refer to our website for Vista's complete Cautionary Statement.